















INTRODUCING



We're excited to announce our new school management system – **RenWeb School Management Software**. We have set up RenWeb's **ParentsWeb** – a private and secure parents' portal that will allow parents to see academic information specific to their children, while protecting their children's information from others.

All you need is an Internet-capable computer to view information such as:

- | | |
|--------------------------------------------------------------------------------------------------------|----------------------------------------------------------------------------------------------------------------------|
|  Attendance |  Missing Assignments |
|  Daily Grades |  Classroom Calendar |
|  Progress Reports |  School Announcements |
|  Report Cards |  Teacher Email Addresses |
|  Transcripts |  Teacher Websites |
|  Discipline Reports |  Customized Web Surveys and Tests |
|  Homework |  Other Useful School Information |

Instructions for logging in and viewing information on ParentsWeb are provided below. We look forward to your participation. Together we can improve our children's academic development and the communication between our school and your home.

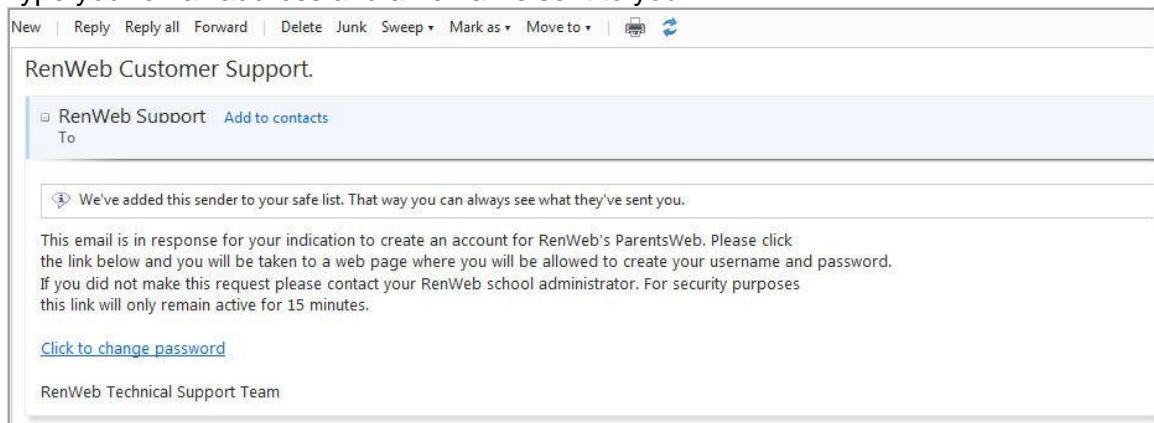
ParentsWeb – Login Instructions

RenWeb School Management Software gives you, the busy parent, an opportunity to get more involved in your child's academic progress and future success – all via the Internet!

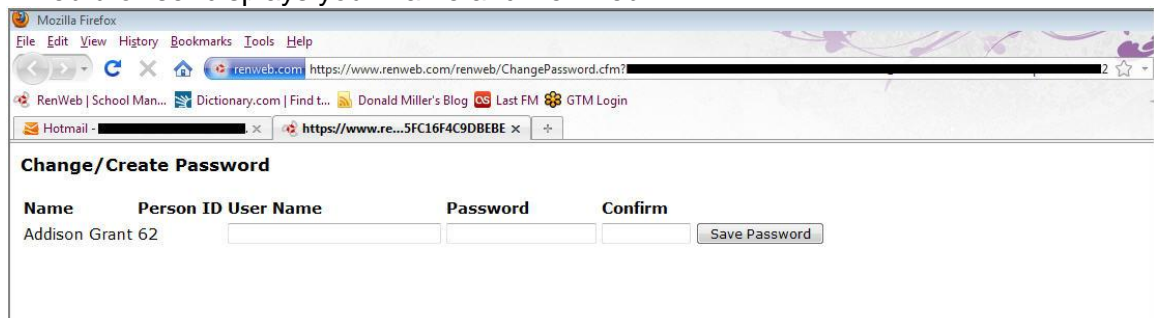
RenWeb's ParentsWeb is a private and secure parents' portal that will allow parents to view academic information specific to their children, while protecting their children's information from others. You can see your child's grades, attendance, homework and conduct, as well as other useful school information. You can also communicate with teachers and other school staff online whenever necessary. All you need is an Internet-capable computer.

Here's how to access our easy-to-use **RenWeb ParentsWeb**:

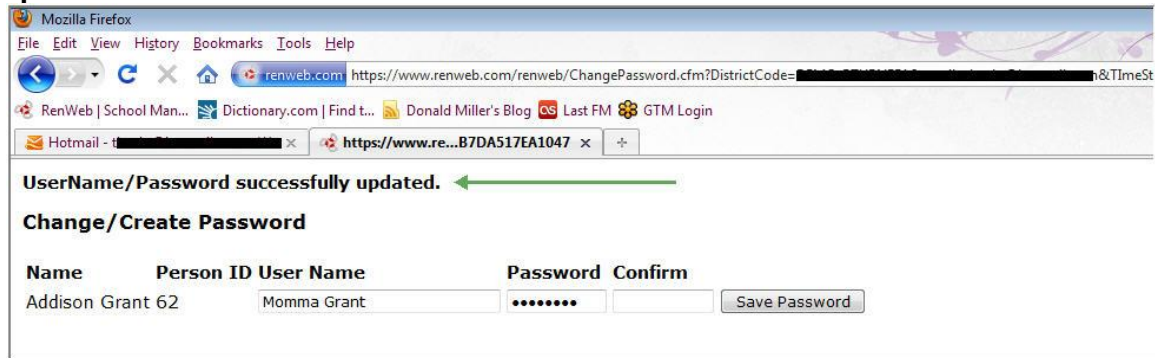
- First, you need to make sure that the school has your email address.
- Next, go to <http://www.libertychristianacademy.org>
- Click on the **Parent Tools** button and select the [ParentsWeb](#) link
- Type your school's **District Code LC-OH**
- Click **Create New ParentsWeb Account**.
- Type your email address and an email is sent to you.



- Click the **Click to change password** link. This link is only valid for 30 minutes.
- A web browser displays your Name and RenWeb ID.



- Type a **User Name**, **Password** and **Confirm** the password.
- Click **Save Password**.
A message displays at the top of the browser, "**User Name/Password successfully updated.**"



- You can now log into ParentsWeb using your new User Name and Password.

We look forward to your participation. Together we can continue to improve our children's academic development as well as communication between our school and your home.